

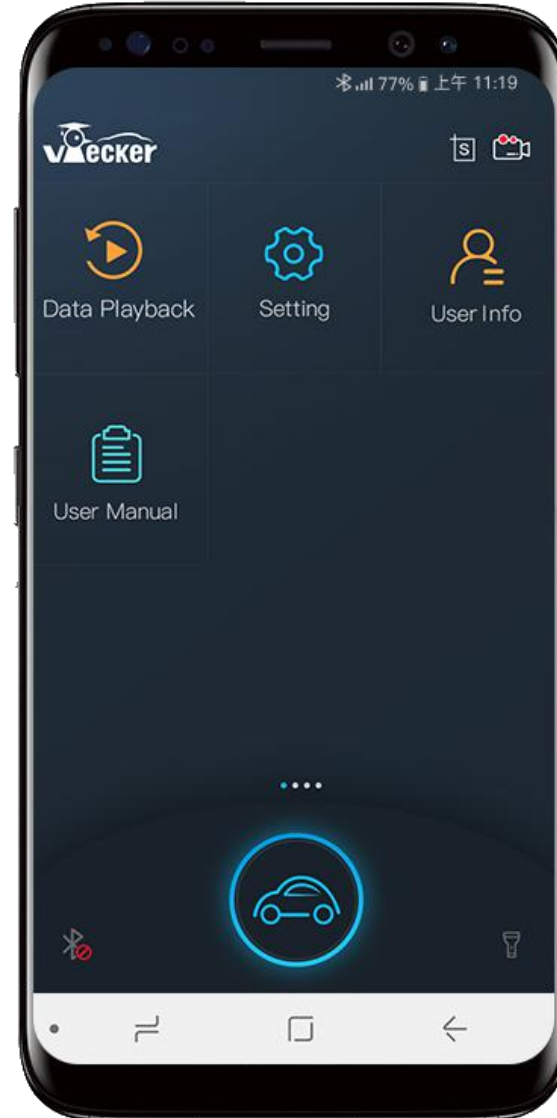
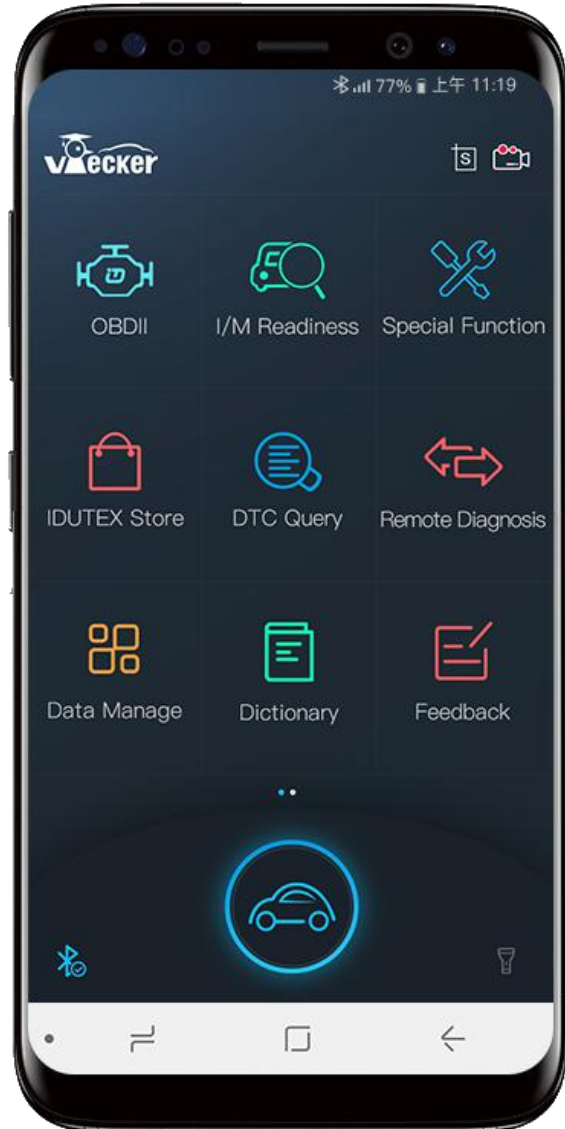
# Vpecker-E4 phone

## Service Instructions





# Main Interface



# Main Functions



OBDII



I/M Readiness



Speacial Function



IDUTEX Store



DTC Query



Remote Diagnosis



Data Manage



Dictionary



Feedback



Data playback



Setting



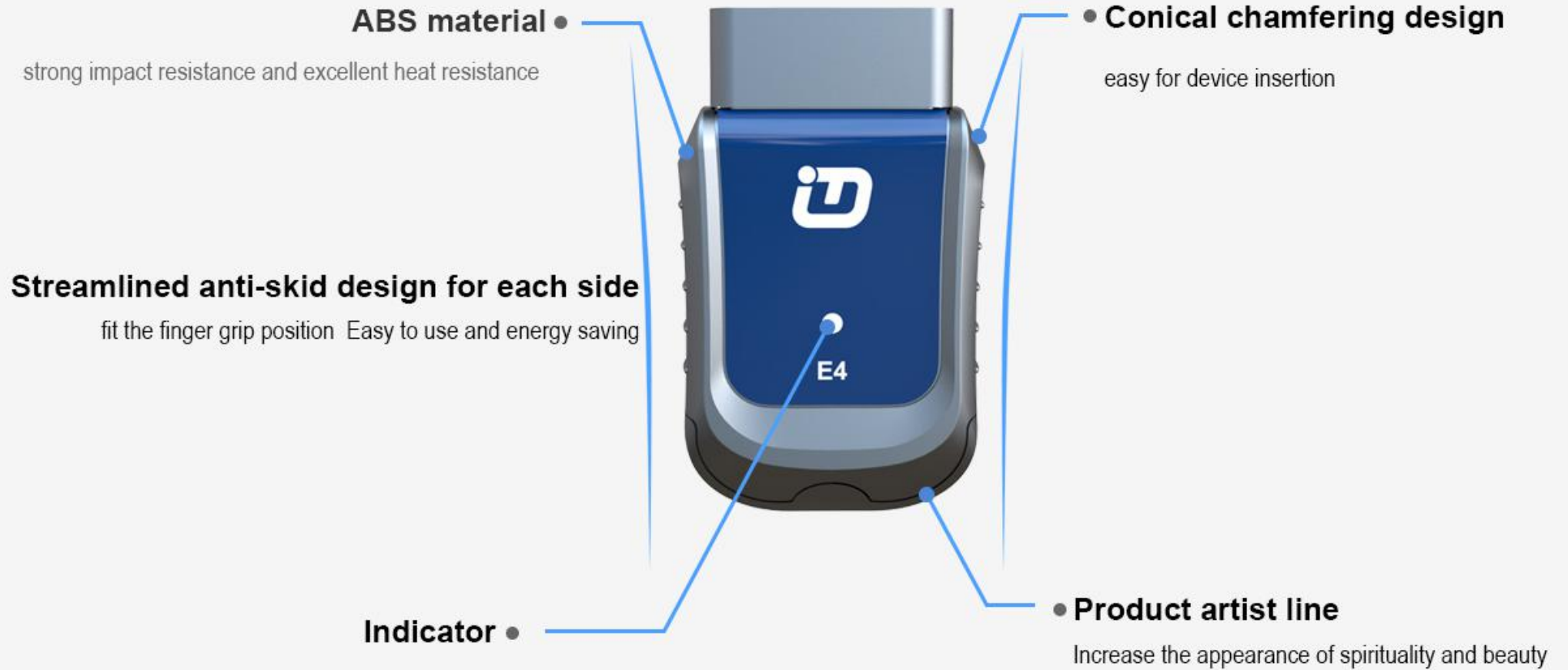
User Info



User Manual



## Hardware





## Hardware







# Product Introduction

## Elegant Package Design

The package advocates environmental protection concept, by using renewable and durable material :corrugated paper

The square design is simple but elegant with golden ratio, very much suitable for the product!

Inside the box, you can easily see what you get

and with Quick Start Guide, you can quickly know how to use it and meet your demands



- ✓ Packing Box
- ✓ Vpecker VCI
- ✓ Bluetooth
- ✓ String
- ✓ Quick Start Guide
- ✓ Password Envelope

- ◆ Accurate OBD Interface, include 16 gilded pin.
- ◆ Enable the vpecker to get closer to the car.
- ◆ Send signal for system efficiently accept and deal with the data.



## Product Introduction

- ◆ Vpecker E4, android based multifunctional diagnostic tool with 8 inch tablet developed by IDUTEX, covering over 78 manufactures from Asia(China, Japan, Republic of Korea, Malaysia ), America, Europe, Australia, featuring powerful diagnosing functions with overall special functions(resetting & coding & programming) , and professional data replay, data stream analysis for automobile repacking, It meets the customer's requirement and would be the best choice for workshops and mechanics.
- ◆ Vpecker E4 include global version, Chinese version, Indian version, Malaysian version, Taiwan version, Australian version, now it supports 22 languages, plan to support 50 languages.



## Product features

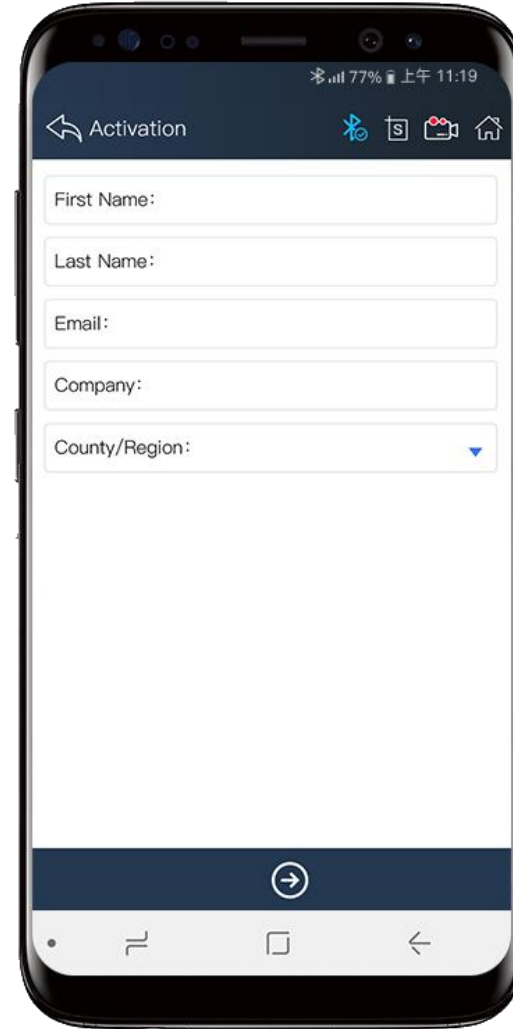
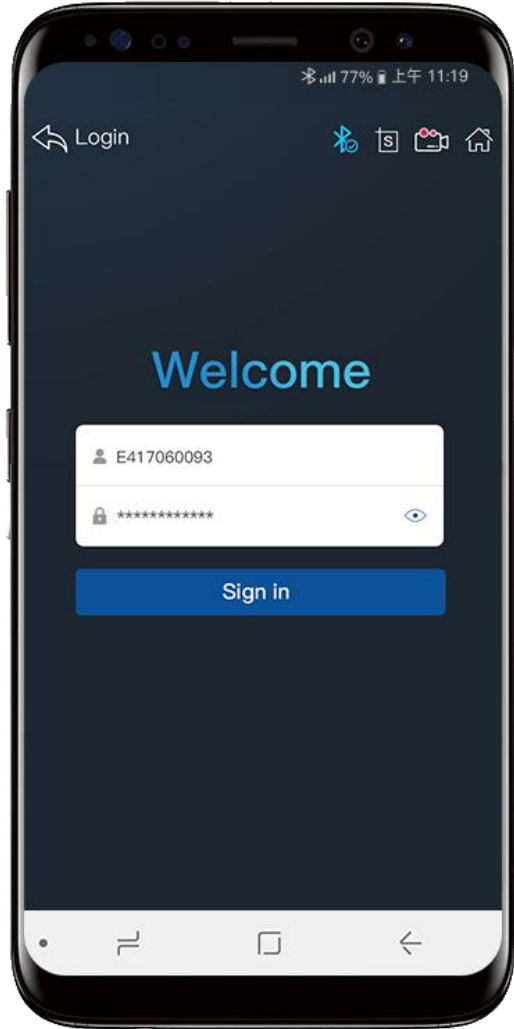
- 8 inch multi-touch screen.
- One key update/logging/test report/feedback/function list via WIFI.
- Automatically Wi-Fi intelligence update.
- Unparalleled OBDII functionalities-support all 5 OBDII protocols and all 10 test modes.
- Extensive vehicle coverage for most US, Asian, European and Australian vehicle makes.
- latest and wide vehicles Coverage, more makes covered to 2016 or 2017.
- Powerful diagnostic functions and coding/resetting/programming.
- Complete function including live data, ECU programming and so many others.
- Work stably and smoothly in high and low temperature environment.



# 01 Activation



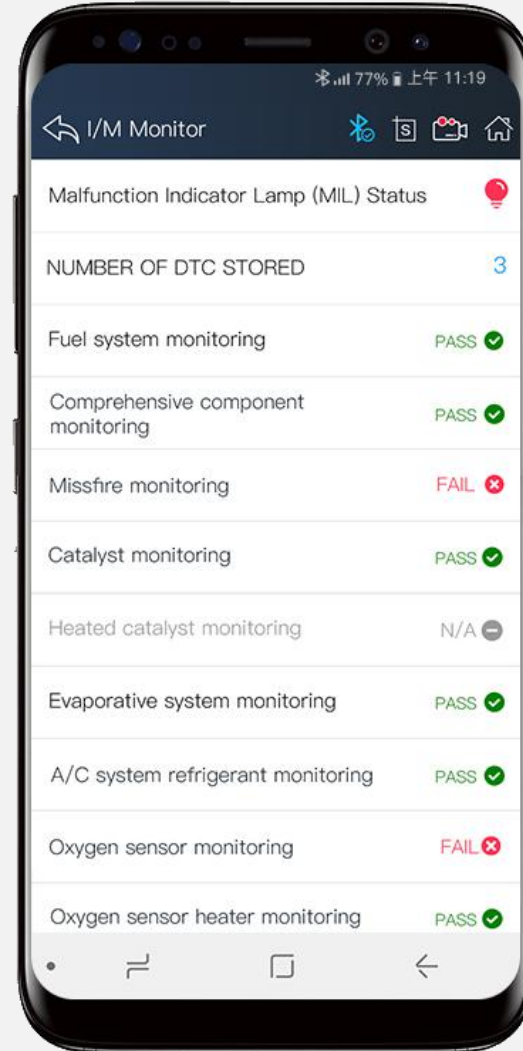

# User Activation



# 02 Diagnosis



# Diagnosis Function





## Function Introduction

- ◆ OBD2 adapter can be compatible with all 16 pin vehicle.
- ◆ Online intelligence upgrade, support many intelligent way of upgrading.
- ◆ Powerful diagnostic functions covers DTC, data stream, component testing and freeze framing, coding/restting/programming ect...
- ◆ Some software realize smart intelligence of vehicle info and support test track.
- ◆ Beautiful UI interface, easy operation, good experience.
- ◆ Intelligent VCI built-in overvoltage automatic protection function, which ensures the diagnostic tool and vehicle are not damaged by accidental damage.
- ◆ Work stably and smoothly in high and low temperature environment.



## Vehicle Coverage

### ASIA

ACURA, ASIAGM, DAEWOO, DAIHATSU, HONDA, HYUNDAI, INFINITI, ISUZU, KIA, LEXUS, MAZDA, MITSUBISHI, NISSAN, PERODUA, PROTON, SSANGYONG, SUBARU, SUZUKI, TOYOTA, TATA, MAHINDRA, MARUTI.

### EUROPEAN

ABARTH, ALFA, ASTON, AUDI, BENTLEY, BENZ, BMW, BUGATTI, CITROEN, DACIA, FERRARI, FIAT, FORDEU, JAGUAR, LAMBORGHINI, LANCIA, LANDROVER, MASERTI, MINI, OPEL, PEUGEOT, PORSCHE, RENAULT, SAAB, SEAT, SKODA, SMART, VAUXHALL, VOLVO, VW.

### AUSTRALIA

HOLDEN, FORD (AUSTRALIA).

### CHINA

BYD, CHANGAN, CHANGHE, CHERY, EMGRAND, ENGLON, FOTON, GEELY, GLEAGLE, GWM, HBSH, HUACHEN, LIFAN, WULING, YUAN.

### OBD-II

CHRYSLER, FORD, USA GM, TOYOTA, LEXUS, HONDA, HYUNDAI, KIA, MAZDA, MITSUBISHI, NISSAN, SUBARU, SUZUKI, ABARTH, ASTON MARTIN, BUGATTI, FERRARI, LAMBORGHINI, MASERTI, BENZ, BMW, VW, AUDI, SEAT, SKODA, PORSCHE, JAGUAR, LANDROVER, VOLVO, SAAB, ALFA.





## System Coverage

ME-Motor electronics

CDI-Common Rail Diesel Injection

ETC-Electronic transmission control

ESM-Electronic selector module

SBC- Sensotronic Brake Control

ESP-Electronic stability program

BAS-Brake assist

Suspension

TPC-Tire pressure monitor

Airbag

CGW-Central gateway

EIS-Electronic ignition switch

OCP-Overhead control panel

UCP-Upper control panel

XALWA-Xenon headlamp

HRA-Headlamp range control

ATA-Anti-theft alarm system

IC-Instrument cluster

ASSYST-Active Service System

SCM-Steering column module

EPS-Electrical power steering

PTS- Parktronic system

EPB-Electric parking brake

COMAND/AUDIO

CD/DVD

TV tuner

CTEL-Cellular telephone

DCM-Door control module

ESA driver-Electric seat adjustment driver

ESA passenger-Electric seat adjustment

passenger

AAC-Air conditioning

WSS-Weight sensor system

SVMCM-Special vehicle multifunction control  
module

etc....

- Extensive system coverage, can detect all the electronic units in cars.
- The data accuracy can be compete with OEM level.
- The running speed and operation experience can be better than OEM equipment.
- User experience and visual effect are more better than OEM equipment.



## Function Coverage

Quick Test

Read ECU Info.

Read DTCs

Erase DTCs

Clear learning value

Data Stream

Actuations

Read freeze frame data

Read/Write VIN

Basic Reset

Control unit adaptations

Throttle adaptations

Air bleeding

Level calibration

Theft alarm Reset

Key programming

Oil change, Idle speed learning

Idle speed Adjustment

Ignition timing adjustment

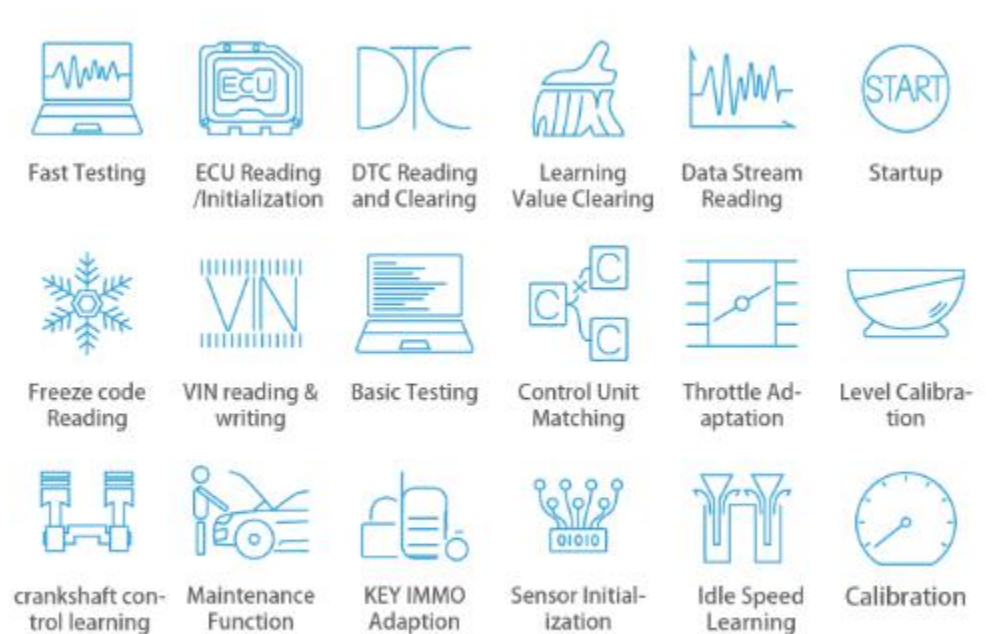
Camshaft timing control learning

Maintenance functions

ECU Initial startup

ECU initialization

etc...






## Function button description



### **Generate test reports :**

Click it to generate test reports.



### **Record the screen :**

Click it to start and finish screen recording.



### **View the generated test reports :**

Click it to view the generated test reports. Can review screenshots and test report, easy to compare the problem.



### **Feedback :**

Click it for feedback.



### **Online inquiry :**




### **Quick DTC clearing:**

Realize one-key clearing function.



### **Freeze data of fault code:**

Support freeze code reading, for further check the vehicle fault.



### **Support data reference value mode:**

Which improves the user experience.



### **Data record function:**

easier to analyze and identify the vehicle problem.





# BMW Menu Selection


●●●● VIRGIN 4:21 PM 22%

Select

Name	Value
Series	1Series
Chasiss	E81/E82/E87/E88
Vehicle Model	116I N43 SH
Steerig	EUR LHD
Year	2007 09

! please click "<\*\*\*\*\*>" to select the vehicle information until the [Next] button available

← →



●●●● VIRGIN 4:21 PM 22%

Quick Scan

Name	Value
ENGINE [Engine Control]	F [1]
AT [Dual Clutch Transmission]	F [2]
ABSESP [ABS / ESP]	- ! -
AIRBAG [Airbag (Event#2)]	- ! -
AIRBAG [Airbag (Event #1)]	--✓-

🖨️ 👁️ ▶️ ⏸️ 🏠



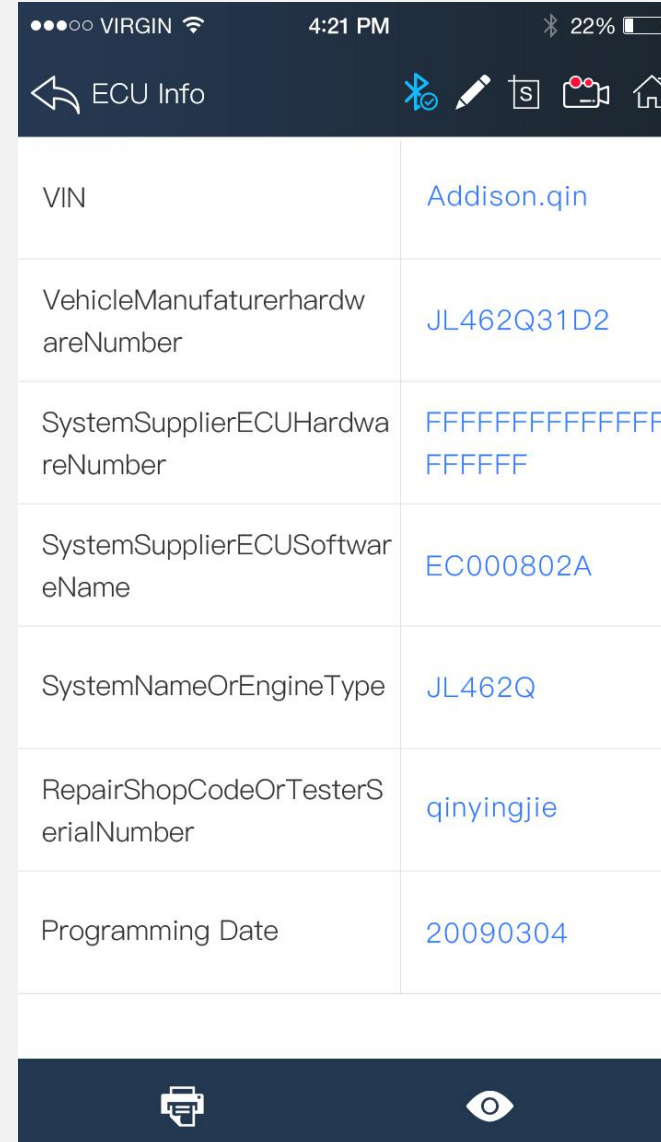
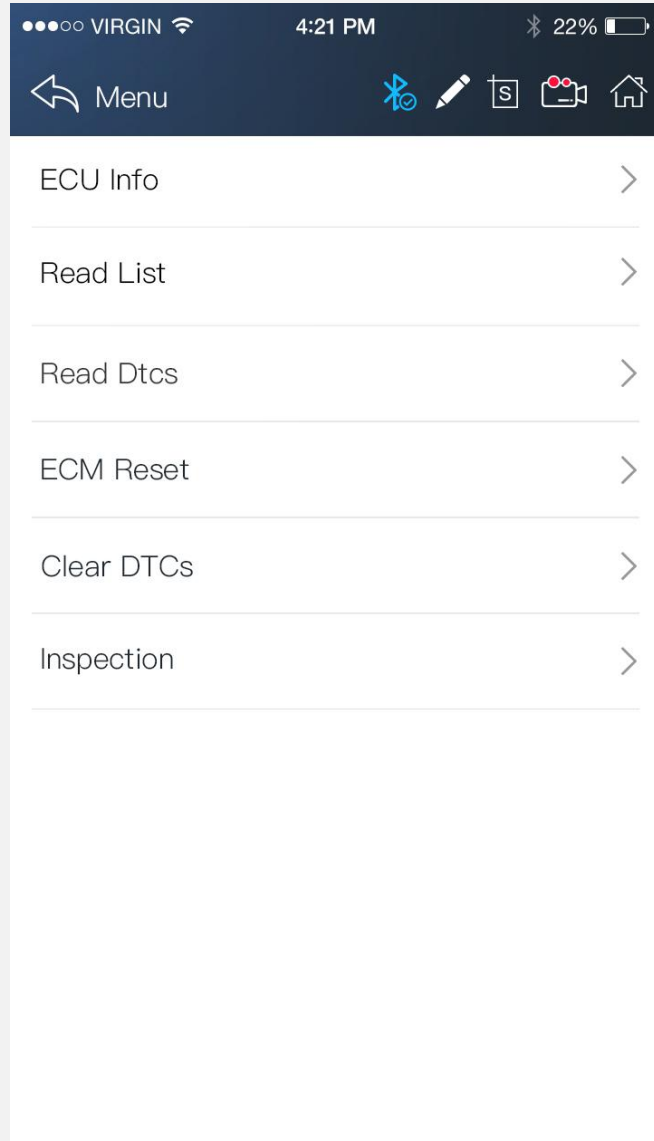
●●●● VIRGIN 4:21 PM 22%

Menu

- ECU Info >
- Read List >
- Read Dtc's >
- ECM Reset >
- Clear DTCs >
- Inspection >



# BMW Read ECU Info






# BMW Read DTCs

VIRGIN 4:21 PM 22%

← Fault code

P0100   
Not Fault Code.

P0105 (CURRENT)   
Intake Air Temperature Sensor 1 Circuit

P0100 (STORED)   
The inlet heating grille is normally connected

P0120 (Current and stored)   
Accelerator Position Sensor 1 Signal Circuit

P0180   
Not Fault Code.

P0193 (CURRENT)   
Fuel Temp Sensor A Circuit High Input

P0123 (STORED)   
Fuel Temp Sensor A Circuit High Input

P0123 (STORED)   
Engine Coolant Temperature Circuit



offline

VIRGIN 4:21 PM 22%

← DTC Query


**P** Systems  
P=Powertrain C=Chassis B=Body  
U=Network

**0** Code Type Generic(SAE)  
P0,P2,P34-39,B0,B3,C0,C3,U0,U3  
Manufacturer Specific: P1,P30-P33,  
B1,B2,C1,C2,U1,U2

**P0123**

**1** Sub-systems  
1=Fuel and Air Metering  
2=Fuel and Air Metering  
3=Ignition System or Engine Misfire  
4=Auxiliary Emission Controls  
5=Vehicle Speed Control & Idle Controls  
6=Computer Output Circuits  
7=Transmission Controls  
8=Transmission Controls

**23** Identifying specific malfunctioning section of the systems



online

0 K/s 100% 11:24

← DTC Query

Google

trouble code P0123

ALL VIDEOS IMAGES SHOPPING NEWS MA



"This diagnostic **trouble code** (DTC) is a generic powertrain **code**, which means that it applies to OBD-II equipped vehicles. Although generic, the specific repair steps may vary depending on make/model. The TPS (Throttle Position Sensor) is a potentiometer that is mounted to the throttle body."

[P0123 Throttle Position Sensor/Switch A Circuit High Input ...](https://www.obd-codes.com/p0123)  
<https://www.obd-codes.com/p0123>





# BMW Data Stream

VIRGIN 4:21 PM 22%

Data List

- Battery Voltage >
- Actual Engine Speed >
- Battery Voltage after IG Key >
- Target Idle RPM >
- Vehicle Speed >
- Mass Air Flow Sensor Value >
- Pressure Sensor (MAP)SignalVoltage >
- Water Temperature Voltage >
- Intake Manifold Pressure >
- Altitude Adaption Value >

Navigation icons: Home, Back, Refresh, Print, Eye, Settings, Chart



VIRGIN 4:21 PM 22%

Data List

Name	Value
<input checked="" type="checkbox"/> Battery Voltage	12 v
<input type="checkbox"/> Actual Engine Speed	3335 RPM
<input type="checkbox"/> Battery Voltage after IG Key	12 v
<input checked="" type="checkbox"/> Target Idle RPM	3335 RPM
<input checked="" type="checkbox"/> Vehicle Speed	110 km/h
<input checked="" type="checkbox"/> Mass Air Flow Sensor Value	60kg/h
<input type="checkbox"/> Pressure Sensor (MAP)SignalVoltage	4v
<input type="checkbox"/> Water Temperature Voltage	4v
<input type="checkbox"/> Intake Manifold Pressure	1536.0 hpa

Navigation icons: Home, Back, Refresh, Print, Eye, Settings, Chart



VIRGIN 4:21 PM 22%

Data List

Name	Value	Reference
<input checked="" type="checkbox"/> Battery Voltage	12 v	[0 20]
<input type="checkbox"/> Actual Engine Speed	3335 RPM	[0 8000]
<input type="checkbox"/> Battery Voltage after IG Key	12 v	[0 15.32]
<input checked="" type="checkbox"/> Target Idle RPM	3335 RPM	[0 2550]
<input checked="" type="checkbox"/> Vehicle Speed	110 km/h	[0 255]
<input checked="" type="checkbox"/> Mass Air Flow Sensor Value	60kg/h	[0 100]
<input type="checkbox"/> Pressure Sensor (MAP)SignalVoltage	4v	[0 5]
<input type="checkbox"/> Water Temperature Voltage	4v	[0 5]
<input type="checkbox"/> Intake Manifold Pressure	1536.0 hpa	[0 2500]

Navigation icons: Home, Back, Refresh, Print, Eye, Settings, Chart



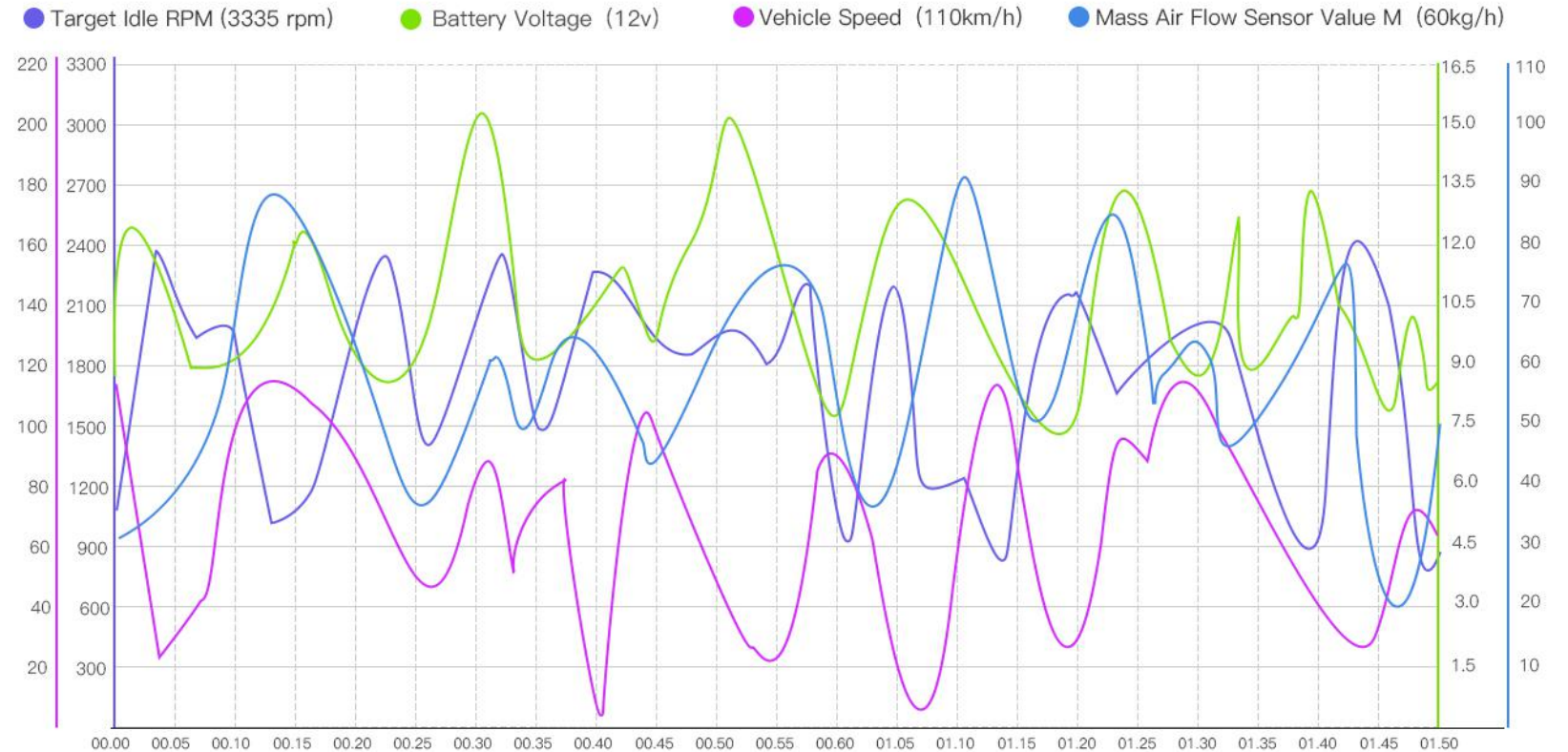
# BMW Data stream waveform

●●○○ VIRGIN 4:21 PM 22%

← Data List



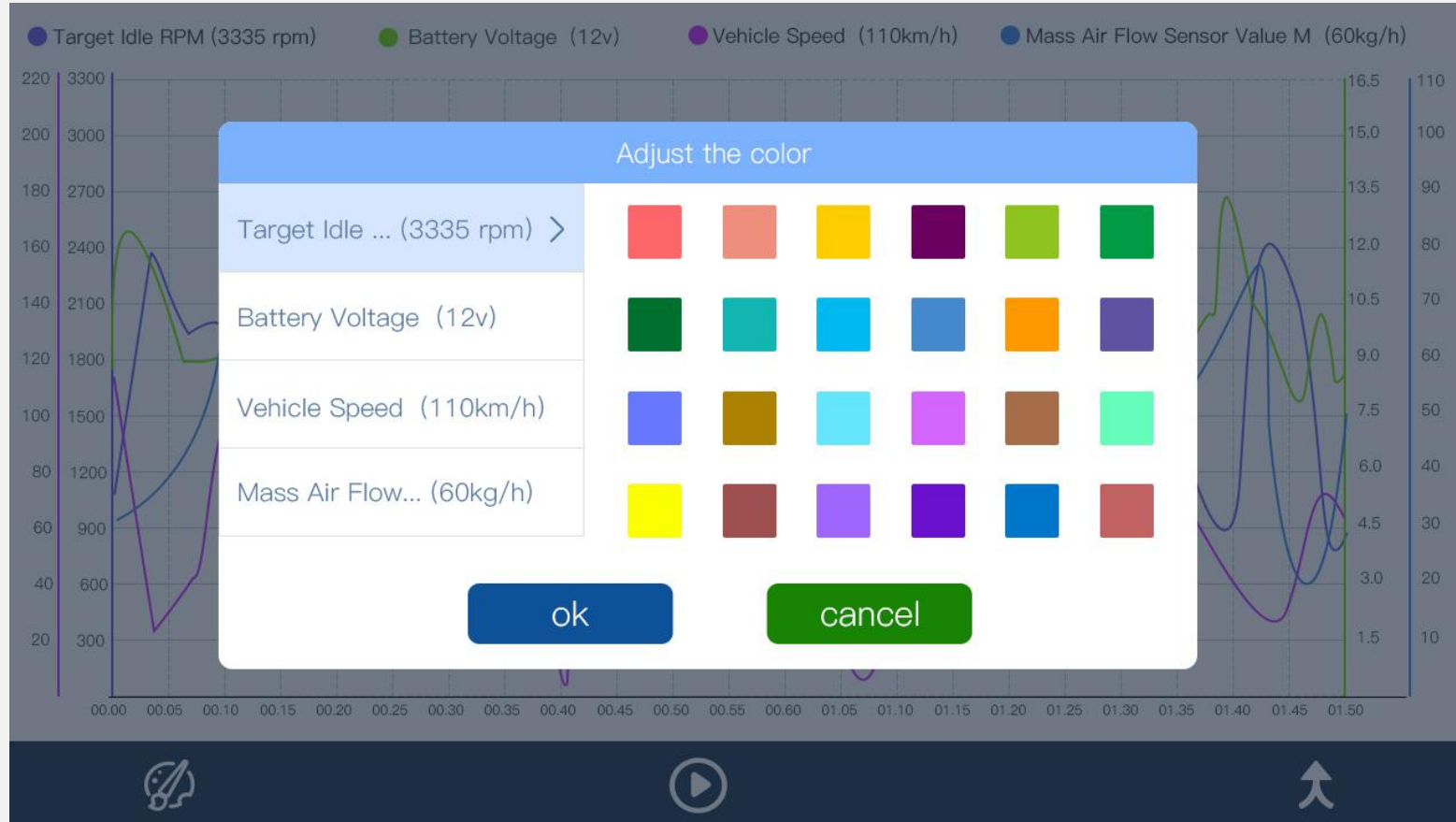
⏏ 🖨 👁 ⬆ A



🔍 ⏪ ⬆



# BMW Data stream waveform



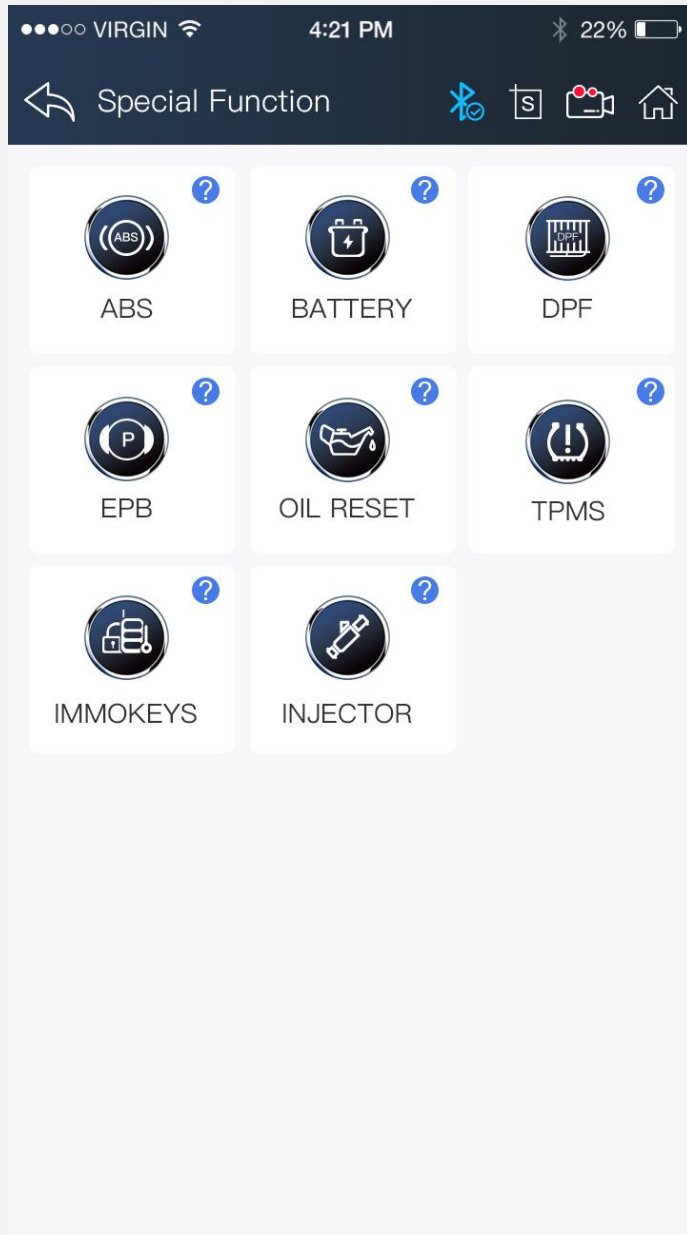
Professional waveform display, can enlarge and diminish waveform for users to better analyze the feature of every wave band under any vehicle conditions , make it convenient to analyze and identity the vehicle fault. Support DIY function, can simultaneously analyze the situation of 4 data stream, and users can make DIY function toward data stream according to their demands.

# 03 Service Reset



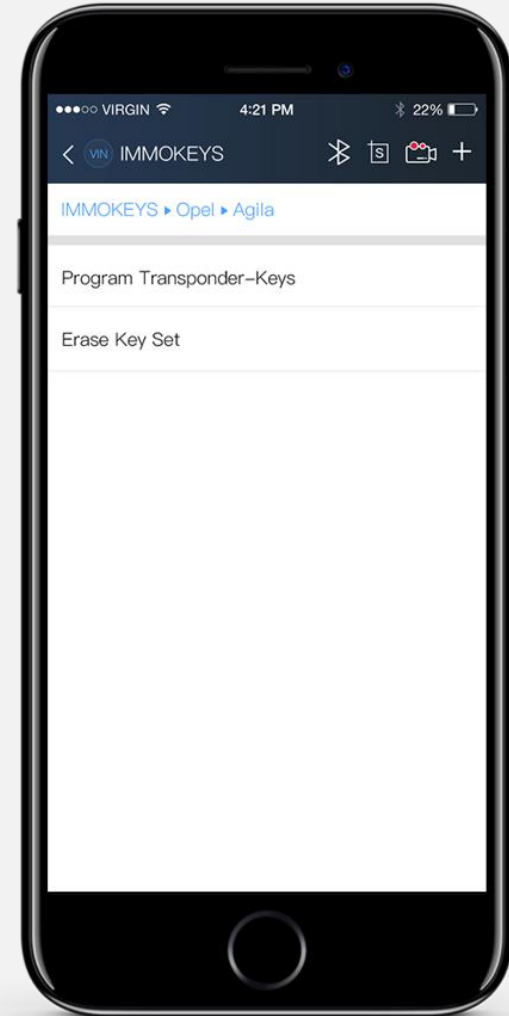
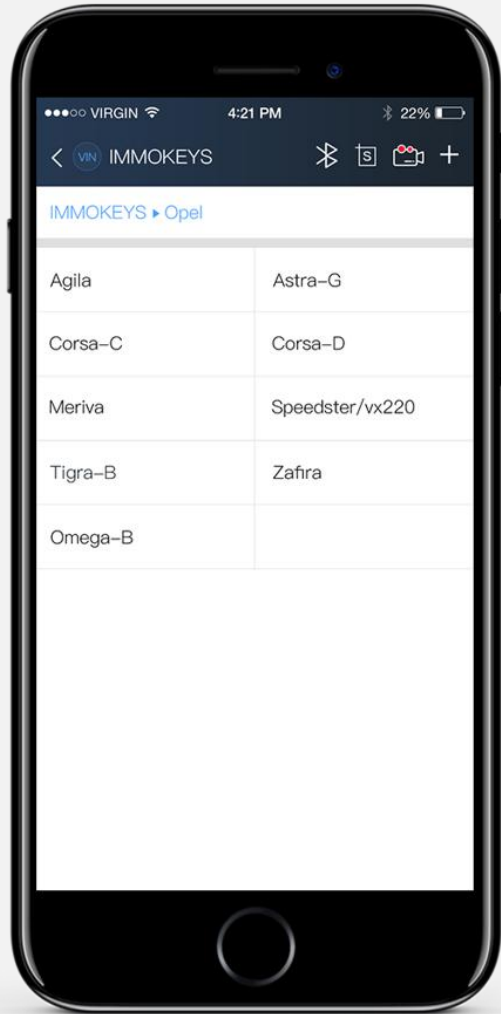


# Resetting & Coding & Programming





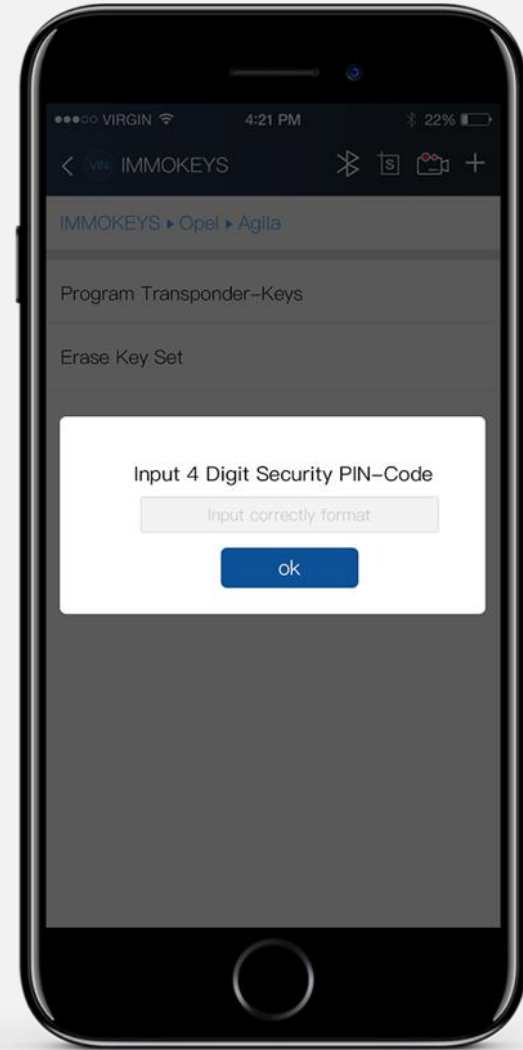
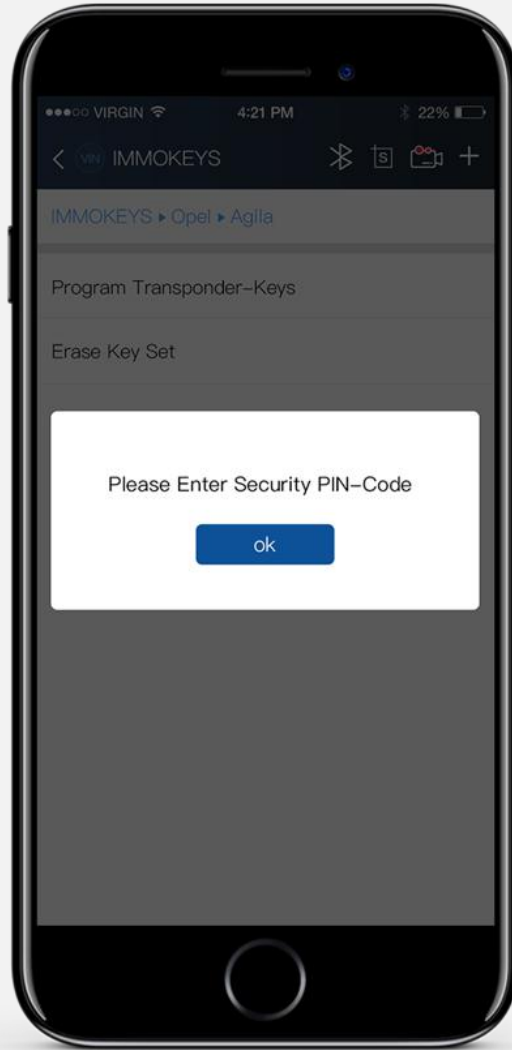
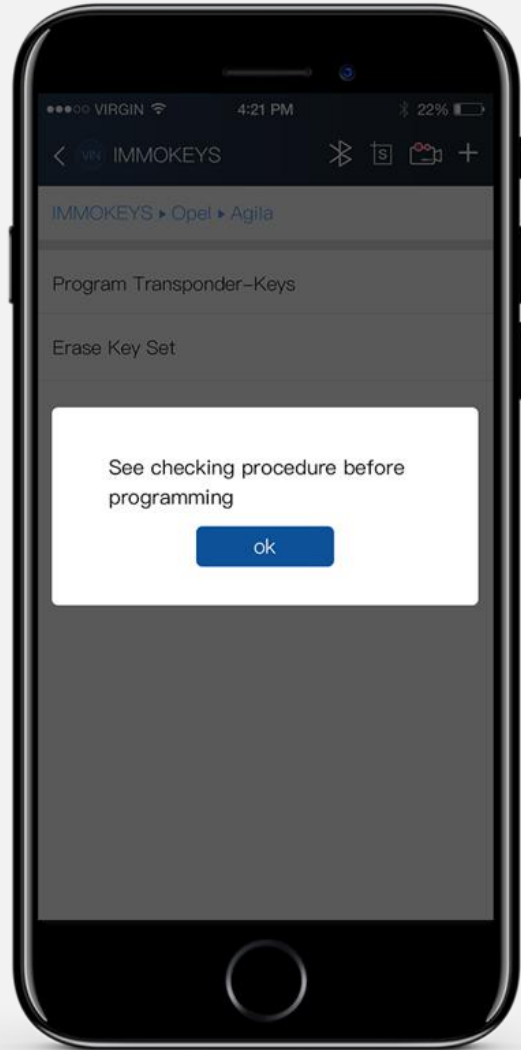
# Service Reset





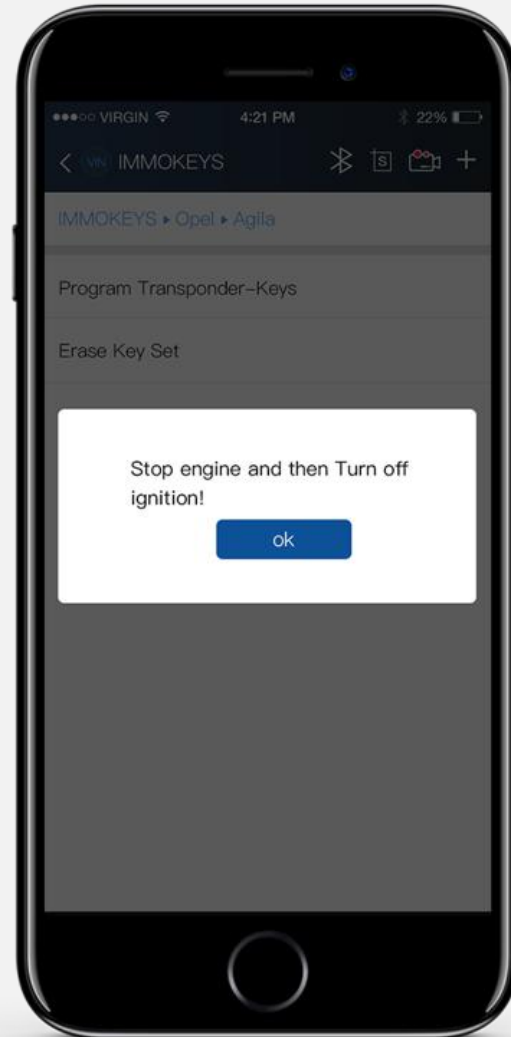
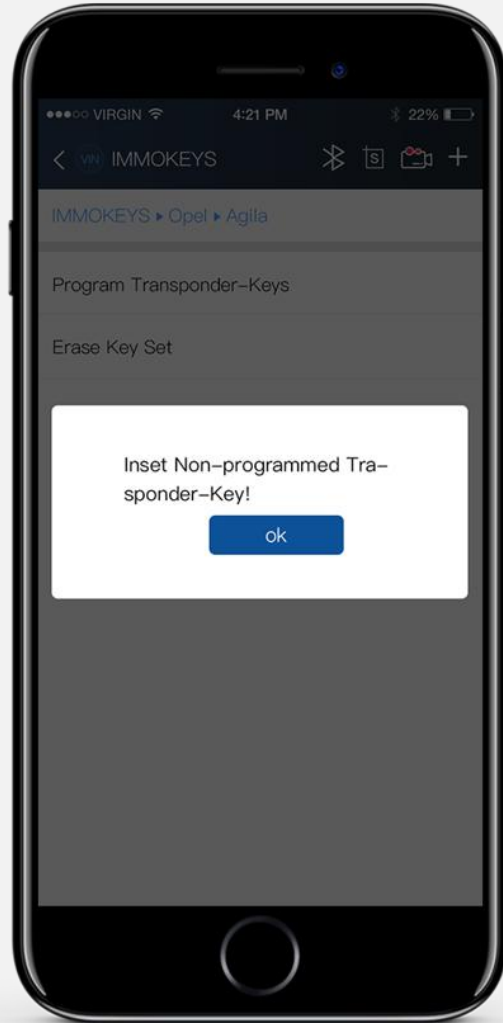
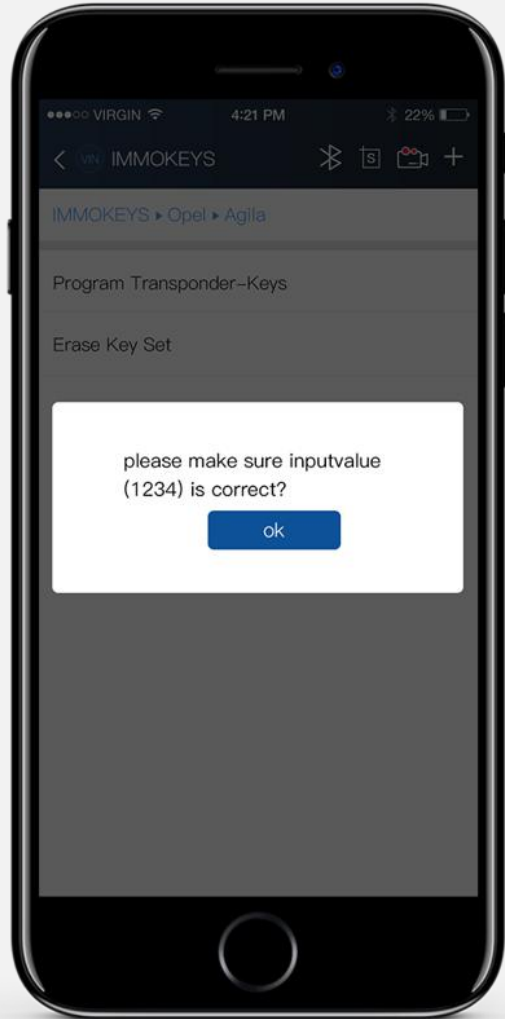


# Service Reset



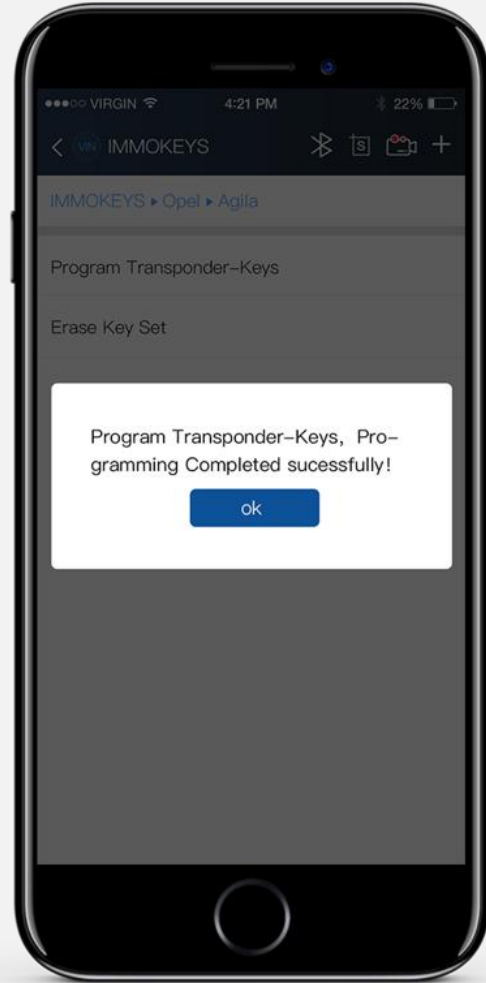
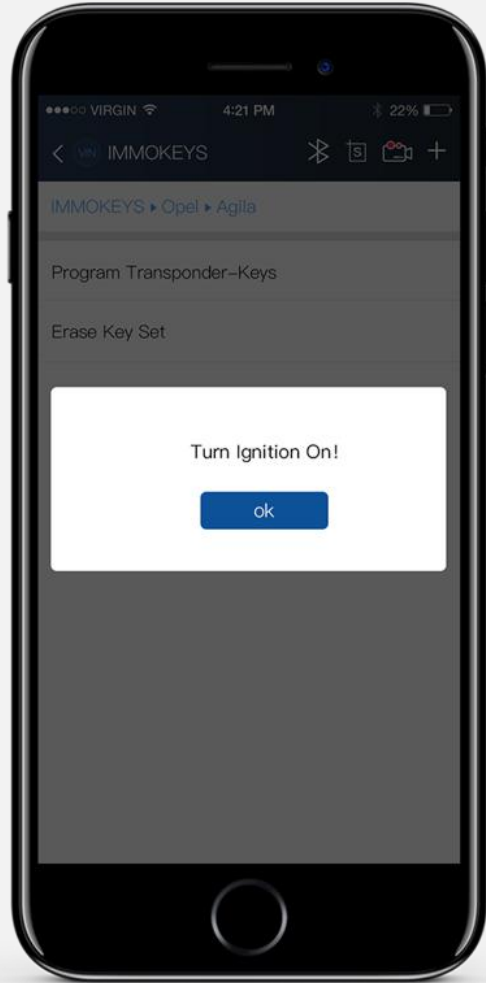


# Service Reset





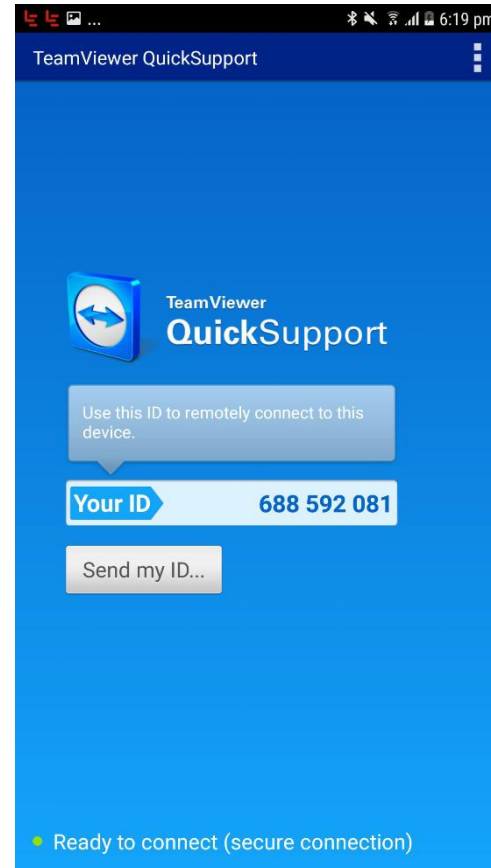
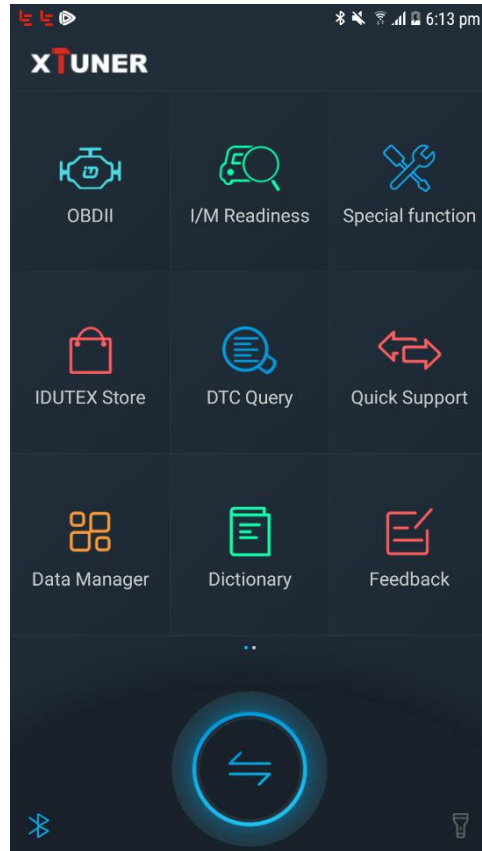
# Service Reset



# 04 QUICK SUPPORT



## Quick Support


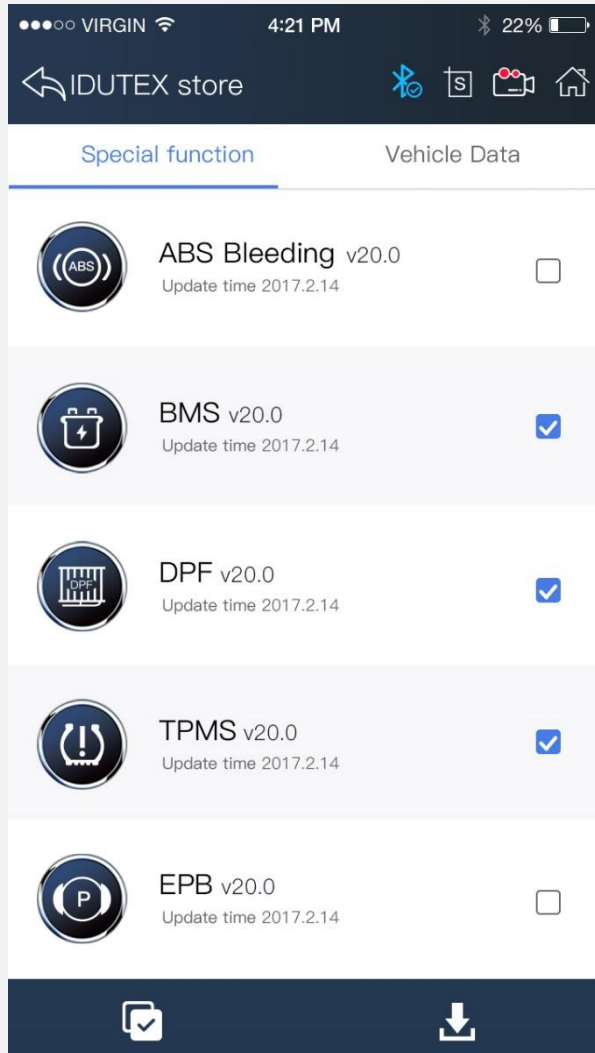


Quick Support is a customized function, It is a effective communicative bridge for user and engineer, improve efficiency of problem solving. Users can send a remote request to engineer to check problems and ask questions through TeamViewer

# 05 IDUTEX Store







- Extensive vehicle coverage, support over 10 thousand models.
- Support Wifi upgrade automatically and one-key upgrade, simple operation.
- Provide Version information, software release time and software upgrade introduction, the user can quickly understand the update content.
- Provide upgrade status and download data, for users better understand the function and service condition.
- Customized upgrade just for customers' demand. Include car diagnostic , special function , application for car owner, product service, professional data stream analysis...ect.
- Frequent upgrades which meet customer needs.

# 06 DTC Query



# DTC Query

VIRGIN 4:21 PM 22%

DTC Query

Q

**P** **Systems**  
P=Powertrain C=Chassis B=Body  
U=Network

**0** **Code Type Generic(SAE)**  
P0,P2,P34-39,B0,B3,C0,C3,U0,U3  
Manufacturer Specific: P1,P30-P33,  
B1,B2,C1,C2,U1,U2

**P0123**

**1** **Sub-systems**  
1=Fuel and Air Metering  
2=Fuel and Air Metering  
3=Ignition System or Engine Misfire  
4=Auxiliary Emission Controls  
5=Vehicle Speed Control & Idle Controls  
6=Computer Output Circuits  
7=Transmission Controls  
8=Transmission Controls

**23** Identifying specific malfunctioning section of the systems


0 K/s 100% 11:24

DTC Query

Google

trouble code P0123

ALL VIDEOS IMAGES SHOPPING NEWS MA



"This diagnostic **trouble code** (DTC) is a generic powertrain **code**, which means that it applies to OBD-II equipped vehicles. Although generic, the specific repair steps may vary depending on make/model. The TPS (Throttle Position Sensor) is a potentiometer that is mounted to the throttle body."

P0123 Throttle Position Sensor/Switch A Circuit High Input ...  
<https://www.obd-codes.com/p0123>

About this result Feedback

Support DTC query, include online query and offline query, online query was provided by IDUTEX, while offline query was provided by the third party like Google.

# 07 Feedback

VIRGIN 4:21 PM 22%

Feedback

\*Model Year: 3 years

\*Vehicle Model: Please enter your Vehicle Model


\*Email: Please enter your Email

Engine Type: Please enter your Engine Type:

VIN: Please enter your email address

Other Info: Please enter your Other Info

\*Complaint Content: Please enter your Complaint Content

Attachments  (The file size cannot exceed 8Mb)

→



VIRGIN 4:21 PM 22%

Feedback

\*Subject: Feedback information

\*Vehicle Name: BYD

\*Model Year: 3 years

\*Vehicle Model: Please enter your Vehicle Model

\*Email: Please enter your Email

Engine Type: Please enter your Engine Type:

\*VIN: Please enter your email address

Bentley

Bentley

**Bmw**

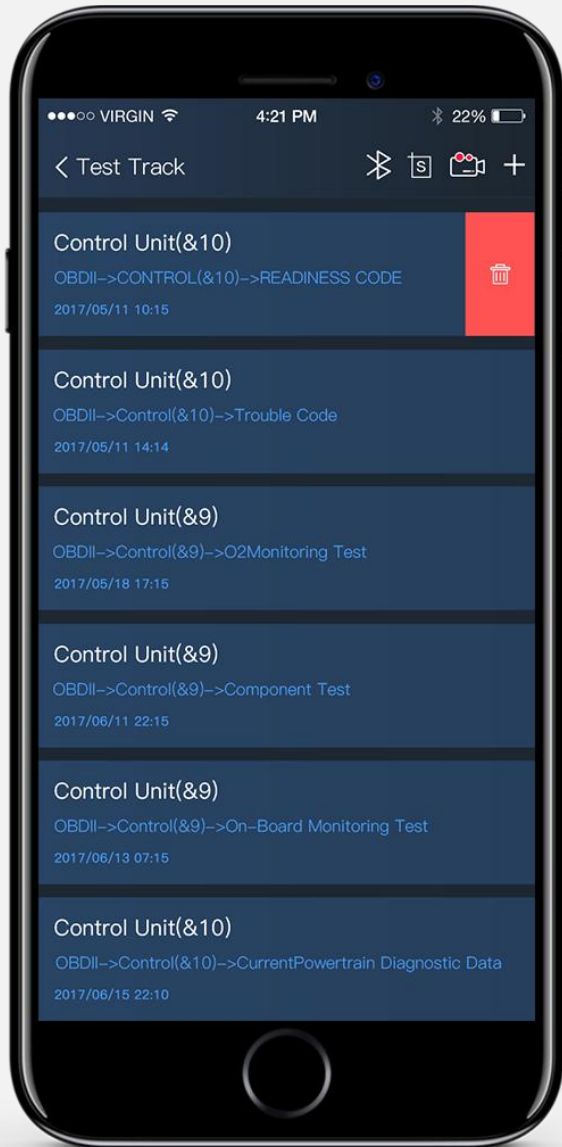
Bmw

Honda

The effective communicative bridge for user and engineer, improve efficiency of problem solving.

Built-in smart and tiny CRM system, meet customer requirements.

# 08 Test Track



**Test track:** record the data that users detected, so users can check the test record and the test result, support data share function and provide coinvent testing connection as well.

# 09 Data Playback







# Data Playback

●●●● VIRGIN 4:21 PM 22%

← Data Playback

- Battery Voltage 12 v
- Actual Engine Speed 3335 RPM
- Battery Voltage after IG Key 12 v
- Target Idle RPM 3335 RPM
- Vehicle Speed 110 km/h
- Mass Air Flow Sensor Value 60kg/h
- Pressure Sensor (MAP)SignalVoltage 4v
- Water Temperature Voltage 4v
- Intake Manifold Pressure 1536.0 hpa

Req: 08 07 E0 02 10 03 00 00 00 00 00  
Ans: 08 07 E8 02 50 03 00 00 00 00 00

⏪ ⏩



●●●● VIRGIN 4:21 PM 22%

← Data Playback

Req: 08 07 E0 02 10 03 00 00 00 00 00  
Ans: 08 07 E8 02 50 03 00 00 00 00 00

Req: 08 07 E0 03 22 E0 01 00 00 00 00  
Ans: 08 07 E8 10 29 62 E0 01 00 00 00  
Req: 08 07 E0 30 00 05 00 00 00 00 00  
Ans: 08 07 E8 21 00 44 54 00 31 31 B7  
Ans: 08 07 E8 22 00 00 C7 C7 6E 6E 80  
Ans: 08 07 E8 23 80 00 00 00 00 00 2C  
Ans: 08 07 E8 24 2C 2A 00 00 04 C7 C7  
Ans: 08 07 E8 25 29 29 59 45 05 16 16

Req: 08 07 E0 03 22 E0 02 00 00 00 00  
Ans: 08 07 E8 10 29 62 E0 02 00 00 00  
Req: 08 07 E0 30 00 05 00 00 00 00 00  
Ans: 08 07 E8 21 00 13 00 E5 BB FB FB  
Ans: 08 07 E8 22 E8 E8 2D 1A 1A 00 00  
Ans: 08 07 E8 23 00 00 B4 B4 00 5B 5B  
Ans: 08 07 E8 24 51 51 96 96 76 76 B0  
Ans: 08 07 E8 25 B0 45 45 EC EC 65 65

Req: 08 07 E0 03 22 E0 03 00 00 00 00  
Ans: 08 07 E8 10 08 62 E0 03 00 00 00

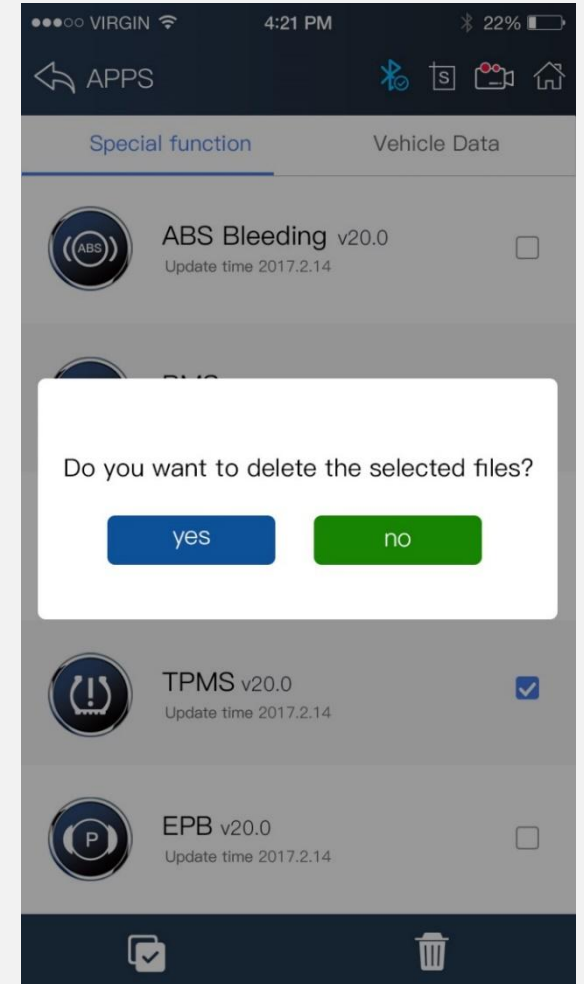

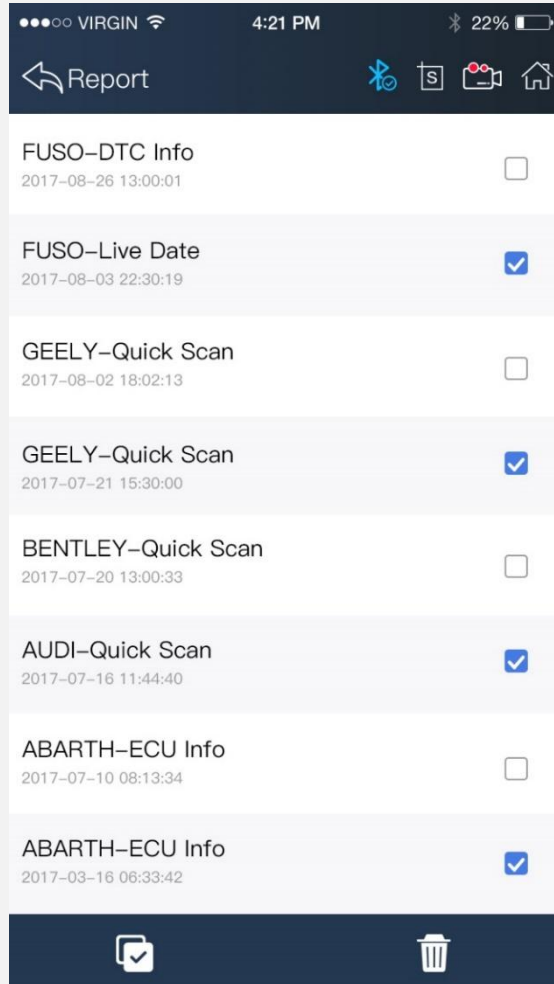
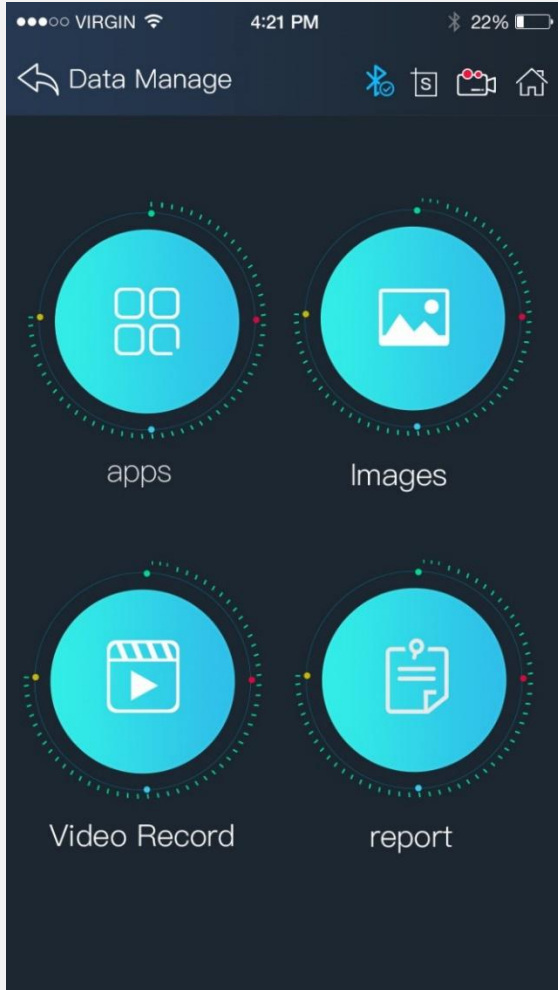
⏪ ⏩

Data playback: The users can playback the data to quickly analyze the communication data between vehicle and diagnostic tools to find out the problem, and even convenient for DIY big data.

# 10 Data Manage



# Data Manage



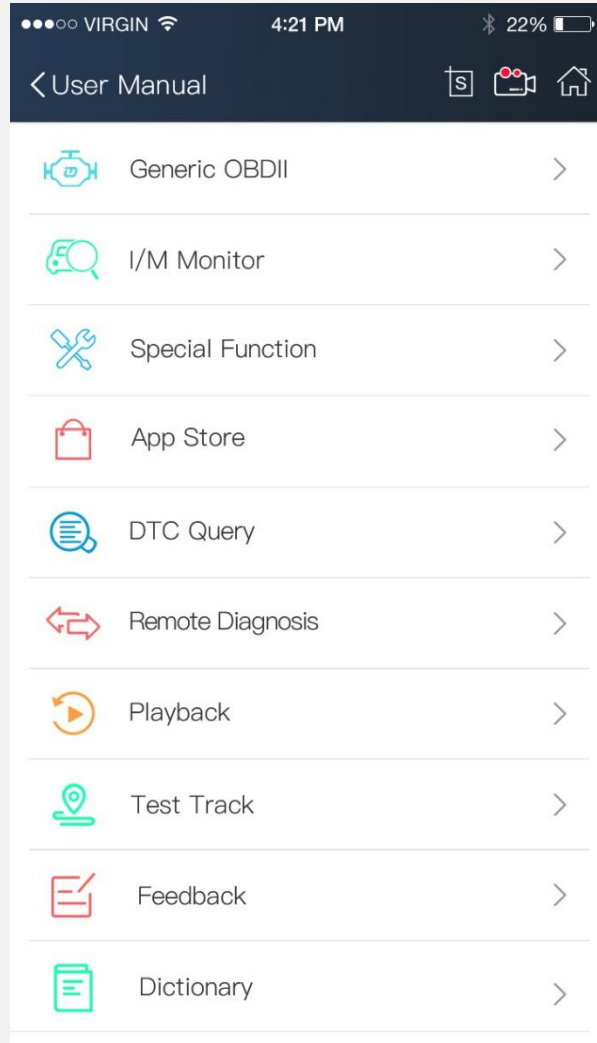
**Data Manage:** Can manage Vehicle APP, testing pictures, videos, reports, ect, users can make effective management to the files and storage.

# 11 Coverage list



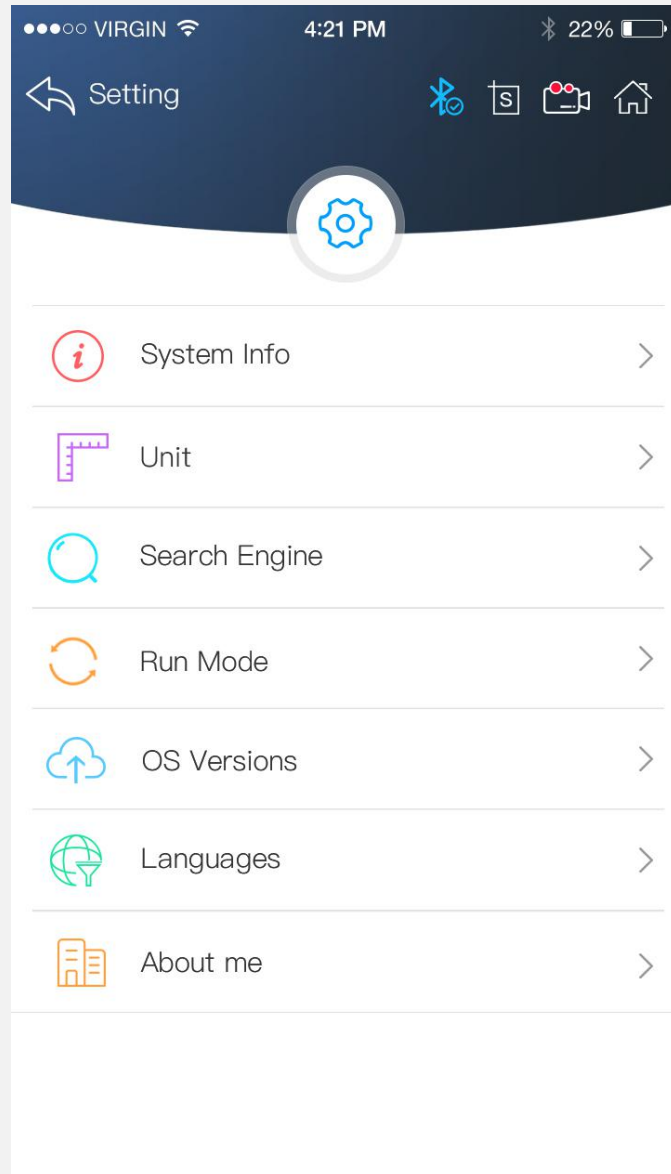


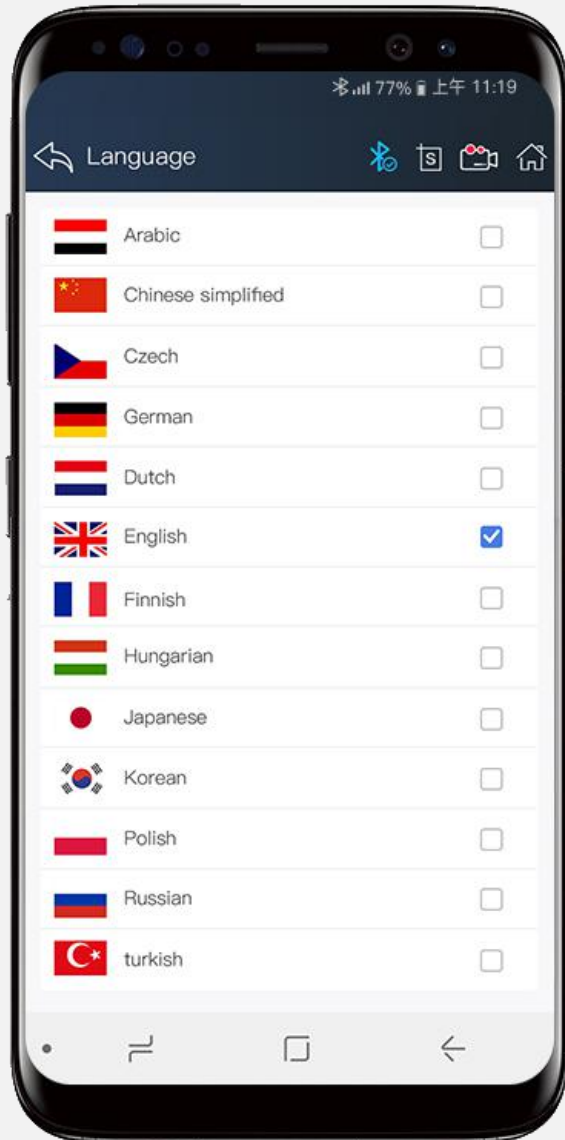
## Coverage list



**User Manual:** Provide detailed start guide and function list, users can know the product better.

# 12 Setting





**Language coverage:** Supporting more 22 languages, including English, Japanese, German, Russian, French, Italian, Spanish, Portuguese, Polish, Turkish, Dutch, Hungarian, Korean, Czech, Arabic, Indonesian, Persian, Thai, Vietnamese, Finnish, Swedish, Romanian, etc.

Note: It will take English by default.



A black and white photograph of a person standing on a wooden pier, looking out at a misty lake with mountains in the background. The person is wearing a dark jacket and pants. The scene is atmospheric and serene.

THANKS